

Presents

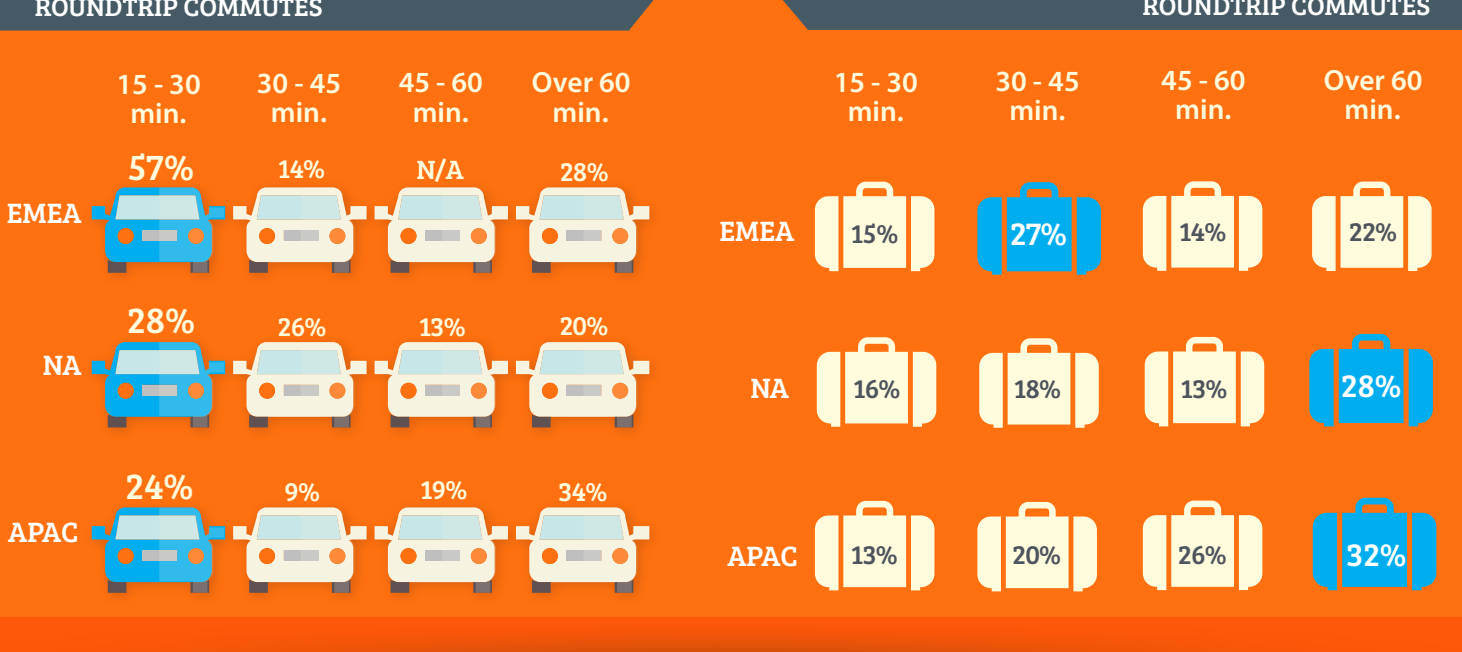
Global Telework

2016 Survey Results

In PGI's second annual Global Telework Survey, we surveyed knowledge workers from around the world to better understand their telecommuting habits and the overall state of remote work. From commute times and technology to perspectives and policies, we wanted to know, has telecommuting achieved mainstream acceptance around the globe? Our results revealed some interesting trends that may change the way you think about the state of telework.


WHAT'S UP WITH THESE BEEPIN' COMMUTES?

Consistently, teleworkers have longer commutes. And those who cannot telework tend to spend less time commuting. Could that mean if you don't have the remote work option, you live closer to the office?



WHAT A TELEWORK WEEK LOOKS LIKE

1 DAY or less 2 or 3 DAYS four DAYS FIVE DAYS



ARE NEGATIVE ATTITUDES TO BLAME?

Globally, there is an overwhelmingly positive perception of teleworking. So what is stopping you?

WORKPLACE PERSPECTIVES ON TELECOMMUTING



ACTIONS SPEAK LOUDER THAN WORDS

NA and EMEA are way behind APAC when it comes to documenting their telework policies.

DOES YOUR COMPANY HAVE A FORMAL TELECOMMUTING POLICY?




According to Gallup research, "even though telecommuting has become more common, the growth in the practice appears to have leveled off in recent years."

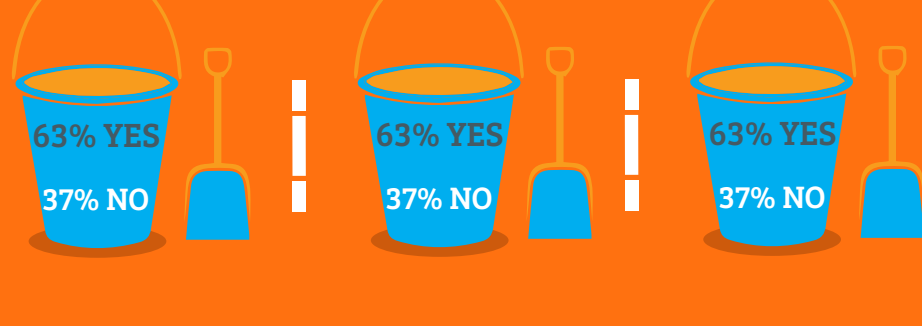
YOU CAN'T ALWAYS GET WHAT YOU WANT, OR CAN YOU?

This same group of teleworkers reported this year that their ideal amount of telecommuting time was between 2 and 3 days per week—also in line with a trend we saw in last year's data.

HOW OFTEN DO YOU WANT TO WORK FROM HOME?

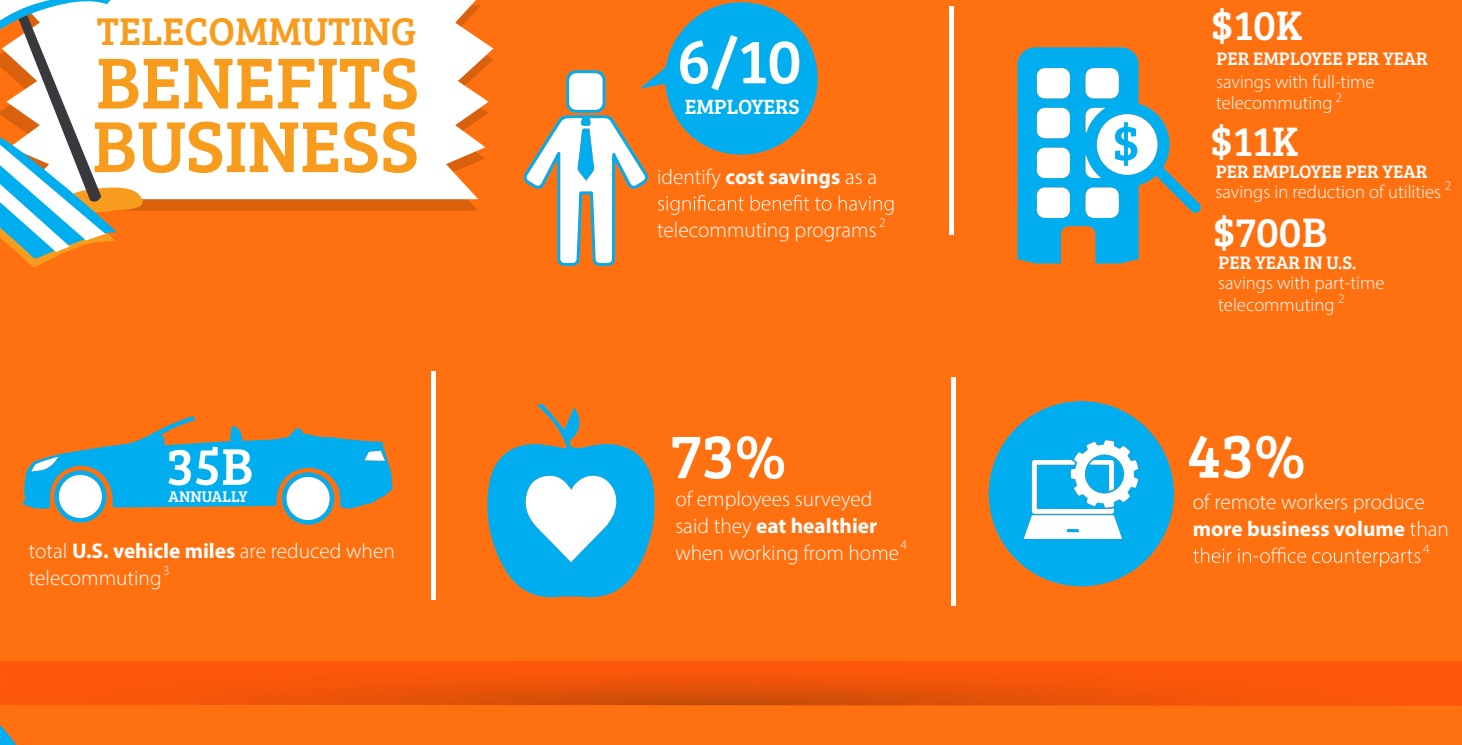


IF A SIMILAR JOB AT THE SAME SALARY ENABLED YOU TO WORK FROM HOME FULL TIME, WOULD YOU TAKE THE JOB?



With so many respondents willing to resign for a telework option, we wanted to know: why aren't companies implementing teleworking policies? Is it because they don't understand the true benefits?

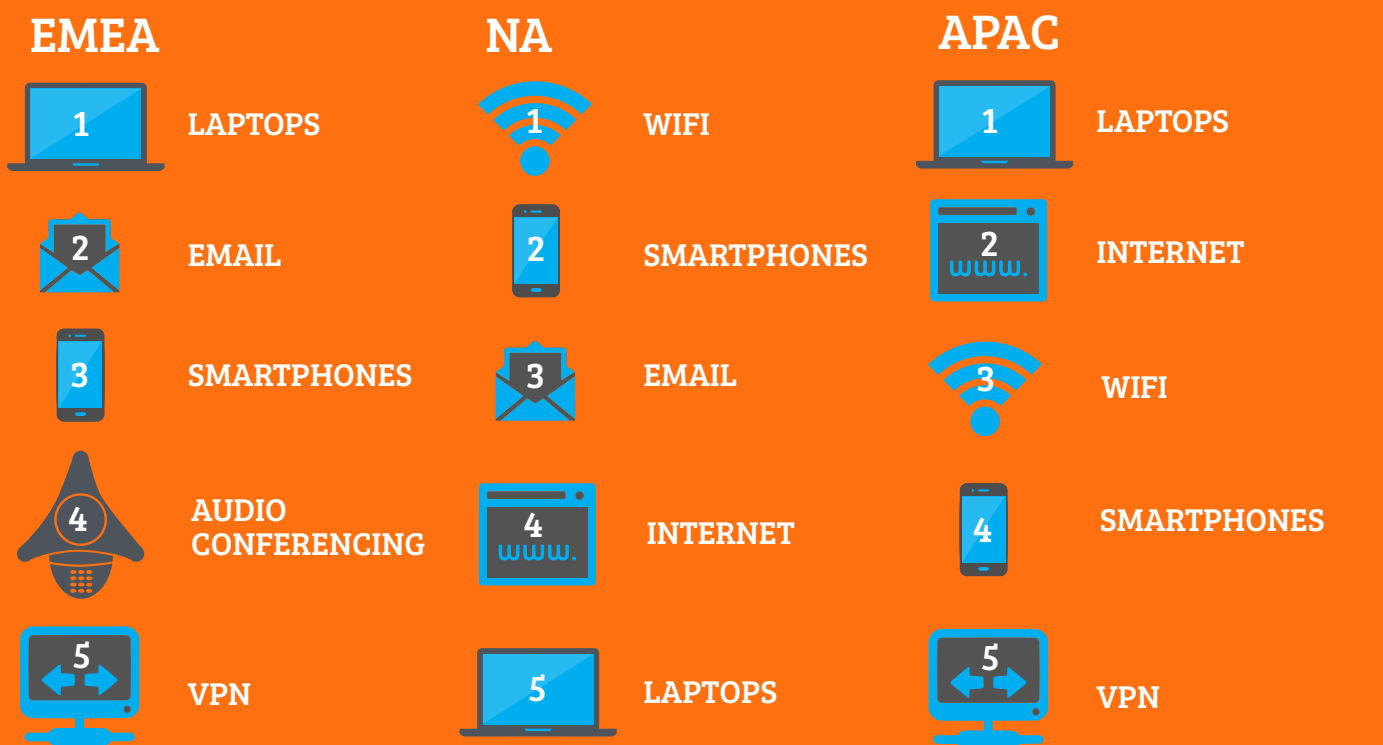
TELECOMMUTING BENEFITS BUSINESS



MAKING IT HAPPEN STARTS WITH YOUR I.T. TEAM

When we surveyed teleworkers to see which tools they were using the most, we found that laptops, VPN, internet and smartphones were among some of the most used technologies across the globe.

TOP 5 TECH TOOLS USED WHILE WORKING REMOTELY



So what are you waiting for? You've seen the stats, you understand that employees want to work from home more, it's time to make it happen. As technology continues to evolve, implementing telecommuting policies will become easier—leading your business to save money on overheads, while keeping employee retentions high thanks to a better work/life balance.

Connect with us: PGI.com | /pgifans | @pgi | blog.pgi.com

Sources
 1. Gallup research poll. In U.S., Telecommuting for Work Climbs up to 37%. August 19, 2015. Retrieved at: <http://www.gallup.com/poll/184649/telecommuting-work-climbs.aspx>.
 2. Global Workplace Analytics research. Cost and Benefits: Advantages of Telecommuting for Companies. Retrieved at: <http://globalworkplaceanalytics.com/resources/costs-benefits>.
 3. GovLoop research. Telework Face and Tips. Retrieved at: <http://tools.govloop.com/teleworker-calculator.php>.
 4. Staples research. There's No Place Like a Home Office: Staples Survey Shows Telecommuters are Happier and Healthier. With 25% Less Stress When Working from Home. July 9, 2011. Retrieved at: http://investor.staples.com/phoenix.zhtml?c=96244&p=irol-newsArticle_print&ID=1586360&highlight.