



Simplify Remote Learning

Integrate your Learning Management System with Avaya Cloud Office

Avaya Cloud Office makes it easy to schedule and manage Avaya Cloud Office Video meetings in your favorite learning management system (LMS) in a native way. Avaya Cloud office allows multiple learning management systems to easily connect to Avaya Cloud Office Video on a single platform.

Users can transform their LMS application, whether they are instructors or students, into a powerful tool to coordinate their Avaya Cloud Office Video meetings and online classroom.

Features

With Avaya Cloud Office **instructors** can:

- Schedule an Avaya Cloud Office Video meeting with a meeting password for added security
- Start an Avaya Cloud Office Video meeting
- Delete a scheduled Avaya Cloud Office Video meeting

- View their upcoming meetings in the “My meetings” tab
- View any previous Avaya Cloud Office Video meetings

With Avaya Cloud Office **students** can:

- View their upcoming meetings
- Join a meeting
- View any previous meetings.

Avaya Cloud Office currently supports these popular learning management systems:

Blackboard

canvas

moodle

brightspace
by D2L

Benefits

Abides with Learning Tools Integration (LTI) 1.3 standards.

Avaya Cloud Office for LTI abides by LTI 1.3 standards. This means that while using the integration, users can feel at ease knowing it follows the latest security practices for authentication (OAuth 2.0) and message exchange between Avaya Cloud Office Video and your LMS, as recommended by IMS Global Consortium.

Hold virtual classes and office hours any time, any place

Schedule meetings to set consistent class and office hour sessions. Require a meeting password for private one on one meetings.

Elevate your online study sessions

Students can access Avaya Cloud Office Video meetings directly from their LMS to view upcoming and previous class meetings and topics. Assign and manage your students' virtual study groups. Simply enable the join before host function to allow students to collaborate together on Avaya Cloud Office Video meetings.

Streamlined lesson management

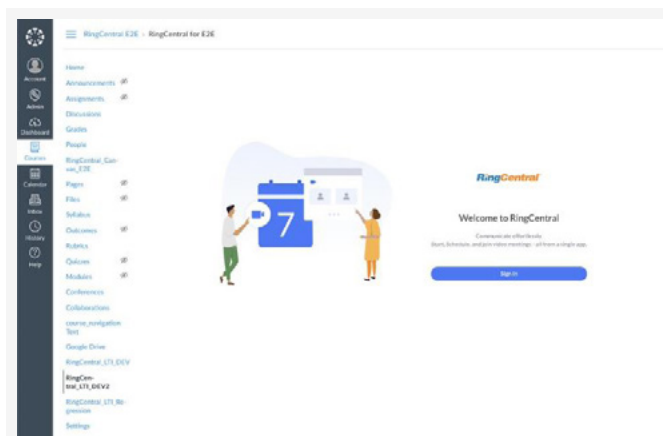
Use the upcoming and previous meeting tabs to measure what lessons have been covered and what lessons need attention. Get a 360 degree view of your virtual classroom's interactions including the title, duration, and date/time of each meeting scheduled.

How it works

After your admin follows the step in the admin guide (see system requirements section below) to connect the LMS to Avaya Cloud Office , teachers can log in to their LMS and click on the Avaya Cloud Office Video tab to start using Avaya Cloud Office Video meetings.

Log in

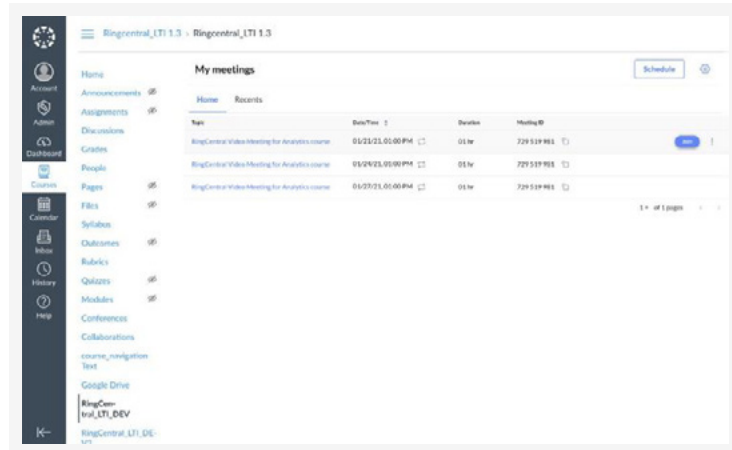
Navigate to the Avaya Cloud Office tab and hit Sign in to connect your Avaya Cloud Office account to your LMS.



Transform your virtual classroom with easy access to Avaya Cloud Office Video within your learning management system.

My meetings

Get a complete view of your upcoming sessions in the **My meetings** tab. Choose to join, copy the meeting link, edit, or delete your meeting from this view.

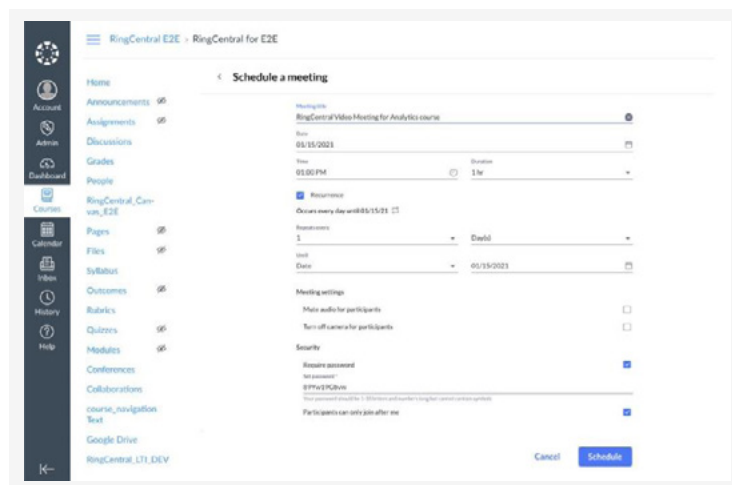


Schedule a class or office hours

Set your meeting parameters, choose your video, audio, and meeting options, and hit **Schedule** to confirm the meeting.

Schedule recurring meetings

Set meetings as recurring and schedule meetings on a daily, weekly, or monthly basis. Have the option to edit a recurring meeting by clicking on the meeting in the **My meetings** tab.





Avaya Cloud office allows multiple learning management systems to easily connect to Avaya Cloud Office Video on a single platform.

System requirements

- Avaya Cloud Office for LTI is available globally to Avaya Cloud Office Premium and Ultimate accounts.
- Current learning management systems supported include Canvas, Blackboard, Moodle, and Brightspace by D2L.
- Supports all latest versions of browsers.



About Avaya

Businesses are built by the experiences they provide, and every day millions of those experiences are delivered by Avaya Holdings Corp. (NYSE: AVYA). Avaya is shaping what's next for the future of work, with innovation and partnerships that deliver game-changing business benefits. Our cloud communications solutions and multi-cloud application ecosystem power personalized, intelligent, and effortless customer and employee experiences to help achieve strategic ambitions and desired outcomes. Together, we are committed to help grow your business by delivering Experiences that Matter. Learn more at www.avaya.com.